

North Asian International Research Journal Consortium

North Asian International Research Journal

Of

Science, Engineering and Information Technology

Chief Editor

Dr. Bilal Ahmad Malik

```
graph TD; CE[Chief Editor  
Dr. Bilal Ahmad Malik] --- H[ ]; H --- P[Publisher  
Dr. Bilal Ahmad Malik]; H --- AE[Associate Editor  
Dr. Nagendra Mani Trapathi];
```

Publisher

Dr. Bilal Ahmad Malik

Associate Editor

Dr. Nagendra Mani Trapathi

NAIRJC JOURNAL PUBLICATION

North Asian
International
Research Journal Consortium



Welcome to NAIRJC

ISSN NO: 2454 -7514

North Asian International Research Journal of Science, Engineering & Information Technology is a research journal, published monthly in English, Hindi. All research papers submitted to the journal will be double-blind peer reviewed referred by members of the editorial board. Readers will include investigator in Universities, Research Institutes Government and Industry with research interest in the general subjects

Editorial Board

M.C.P. Singh Head Information Technology Dr C.V. Rama University	S.P. Singh Department of Botany B.H.U. Varanasi.	A. K. M. Abdul Hakim Dept. of Materials and Metallurgical Engineering, BUET, Dhaka
Abdullah Khan Department of Chemical Engineering & Technology University of the Punjab	Vinay Kumar Department of Physics Shri Mata Vaishno Devi University Jammu	Rajpal Choudhary Dept. Govt. Engg. College Bikaner Rajasthan
Zia ur Rehman Department of Pharmacy PCTE Institute of Pharmacy Ludhiana, Punjab	Rani Devi Department of Physics University of Jammu	Moinuddin Khan Dept. of Botany Singhaniya University Rajasthan.
Manish Mishra Dept. of Engg, United College Ald.UPTU Lucknow	Ishfaq Hussain Dept. of Computer Science IUST, Kashmir	Ravi Kumar Pandey Director, H.I.M.T, Allahabad
Tihar Pandit Dept. of Environmental Science, University of Kashmir.	Abd El-Aleem Saad Soliman Desoky Dept of Plant Protection, Faculty of Agriculture, Sohag University, Egypt	M.N. Singh Director School of Science UPRTOU Allahabad
Mushtaq Ahmad Dept.of Mathematics Central University of Kashmir	Nisar Hussain Dept. of Medicine A.I. Medical College (U.P) Kanpur University	M.Abdur Razzak Dept. of Electrical & Electronic Engg. I.U Bangladesh

Address: -North Asian International Research Journal Consortium (NAIRJC) 221 Gangoo, Pulwama, Jammu and Kashmir, India - 192301, Cell: 09086405302, 09906662570, Ph. No: 01933-212815, Email: nairjc5@gmail.com, nairjc@nairjc.com, info@nairjc.com Website: www.nairjc.com

EFFECTS OF SNAPDO VIRUS ON BROWSERS

ER. BILAL AHMAD MALIK & DR. ASHAK HUSSAIN MALIK

ABSTRACT

The present paper reports the effects of snapdo virus. The study was carried to know adverse effect of snapdo virus/Infection, it has been observed from the study 70% of the Computers has victim of this adware based infectious virus called snapdo. It was found from the study it's a dangerous virus not detected by any antivirus. It has created tension among system users. Still software technologist has failed to make antivirus which can detect snapdo. The aspiration of people were not fulfilled peoples are wishing to resolve for this kind of virus.

Keywords: Remove SnapDo, Virus , Uninstall SnapDo Toolbar , Browser , programs, Computer , Internet Explorer, Firefox, Chrome., browser hijacke, Effects & Malware.

INTRODUCTION

Snap Do is a custom search engine and toolbar program that may have been installed at the same time you downloaded a separate third-party application to your computer, such as vShare. Applications such as Snap Do are commonly referred to as browser hijacker software, and are designed to alter your personal browser and search engine settings. In order to completely and permanently remove Snap Do, you'll need the help of some third-party malware removal programs. Yes, You are right – it's behavior seems like a virus activity. I would like to explain you everything about Snapdo. This is an Adware program which comes with the free downloadable software packages. It does install in the background and without your permission also and hijack your the entire browser's settings and search engines. Why sanpdo adware comes into a computer – they just want your clicks on their advertisements. They get the heavy commission on it. They might be know your search behaviors and give you the same advertisement as per your behavior. They just want your clicks only on their ads. That's why it's called ADWARE. This company is Run by ReSoft Ltd.


How you will recognize Snap do is in your Computer? If the below mentioned Image you will find on programmed files or in installed programmers, that means SnapDo browser hijacker has been Entered in your system



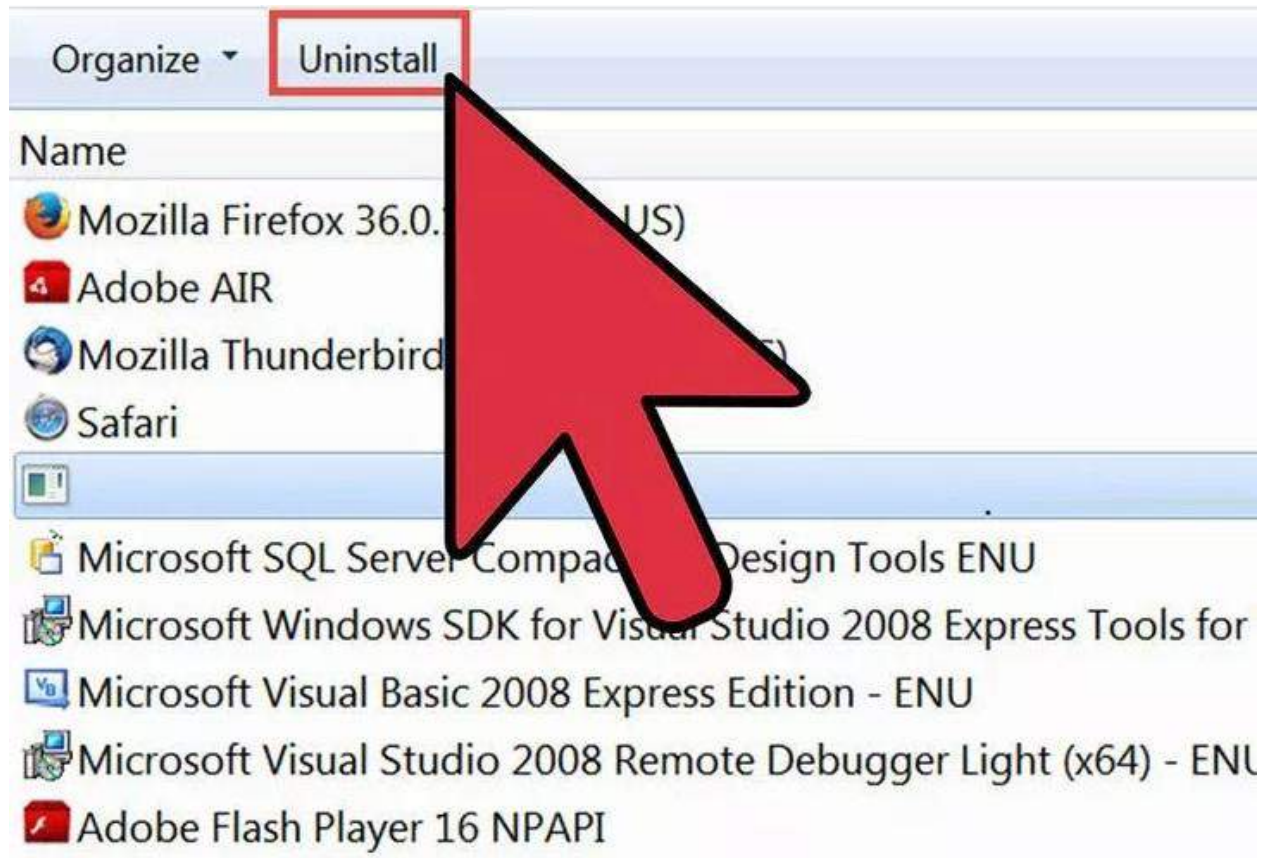
SnapDo Hijacker Image

What you will observe after SnapDo insert in to your computer, it opens multiple tabs of your default browser automatically. The basic aim of SnapDo is Advertise of his clients which redirects browser to his client websites without permission of system operator. That is called adware. Sometimes it make your default search engine as Youndoo

PART 1 HOW TO UNINSTALLING SNAPDO SOFTWARE

Step 1: Open the Control Panel. You can access this from the Start menu. Windows 8 users can press  Win and type "control panel"

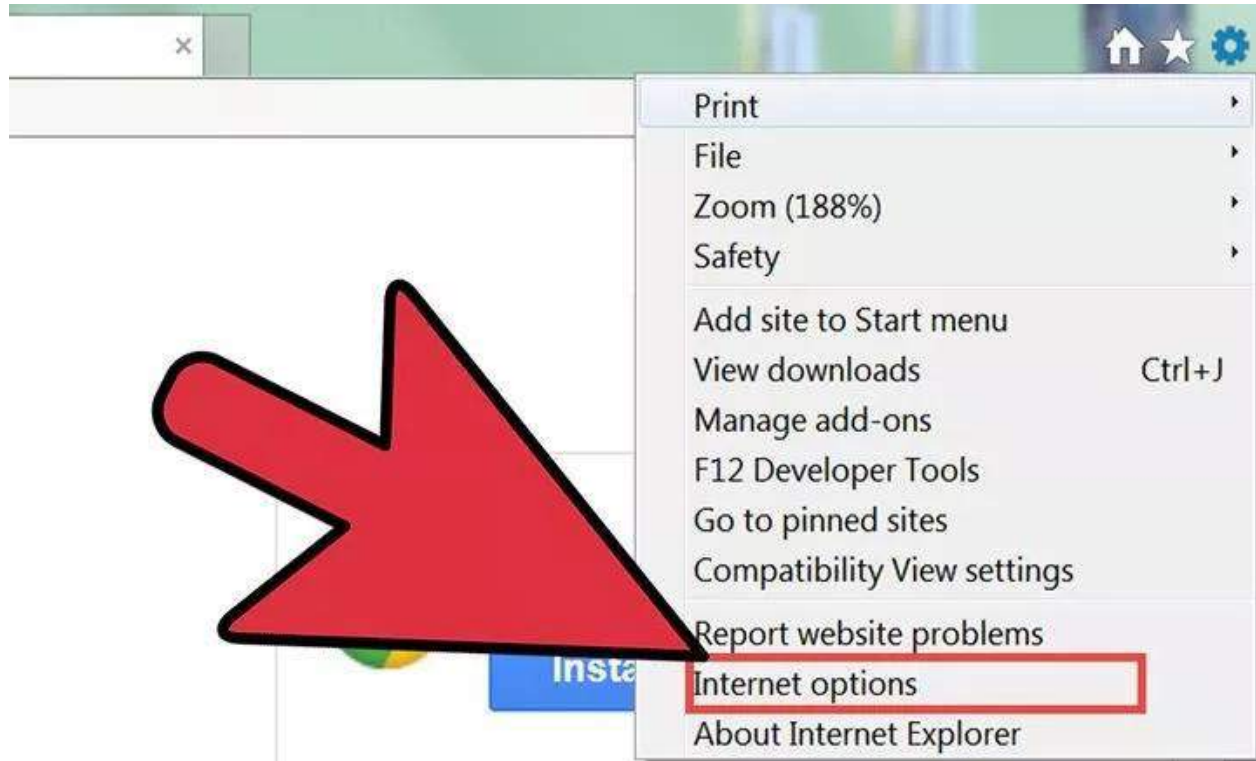
Step 2: Select "Programs and Features". If you are in Category View, select "Uninstall a program"



Step 3: Find and delete any Snap.Do entries. There are likely several programs on this list that will need to be deleted. Go through the list of installed programs, select the program you want to remove, and click the Uninstall button to delete each one:

- SnapDo toolbar
- Snap.Do Updater
- Shopping Helper Smartbar
- Shopping Helper Smartbar Engine
- Saving Expert Smartbar
- Youndoo
- Any other programs published by ReSoft Ltd.

Step 4: Use Revo Uninstaller for tricky programs. If any of the programs in the list will not allow you to remove them, you can use Revo Uninstaller to get rid of them.

PART 2 **RESETTING YOUR BROWSERS**

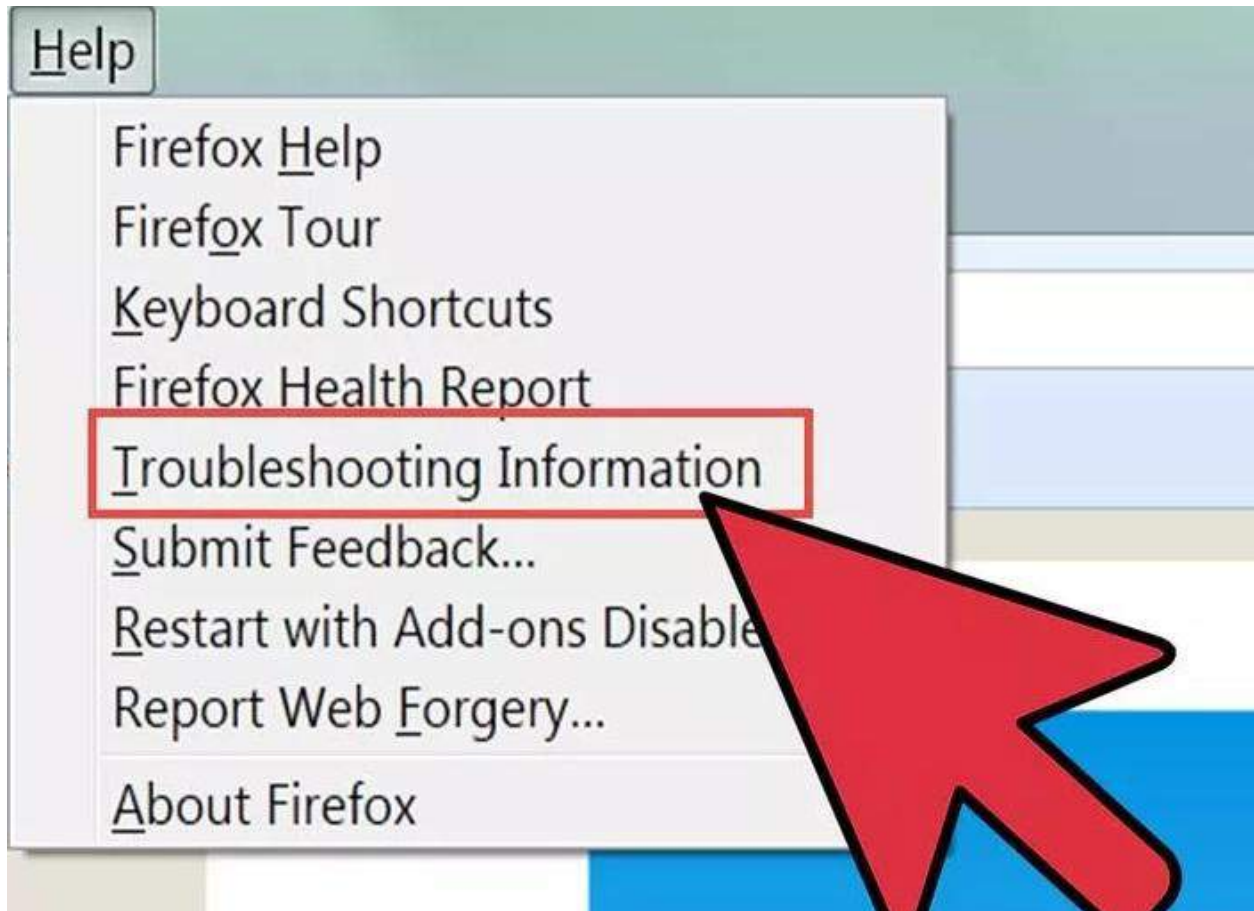
Step 1: Reset Internet Explorer. Even if you don't use Internet Explorer on a regular basis, you'll still need to reset it as it is used for some Windows functions.

- Open Internet Explorer.
- Click the Gear icon or the Tools menu.
- Select "Internet options".
- Click the Advanced tab and then the Reset button.
- Check the "Delete personal settings" box and click Reset.

Step 2: Reset Chrome (if installed). If you use Google Chrome for web browsing, you'll want to reset it to delete any Snap.Do toolbar software. If you don't use Google Chrome, skip down to the next step.

- Open Google Chrome.

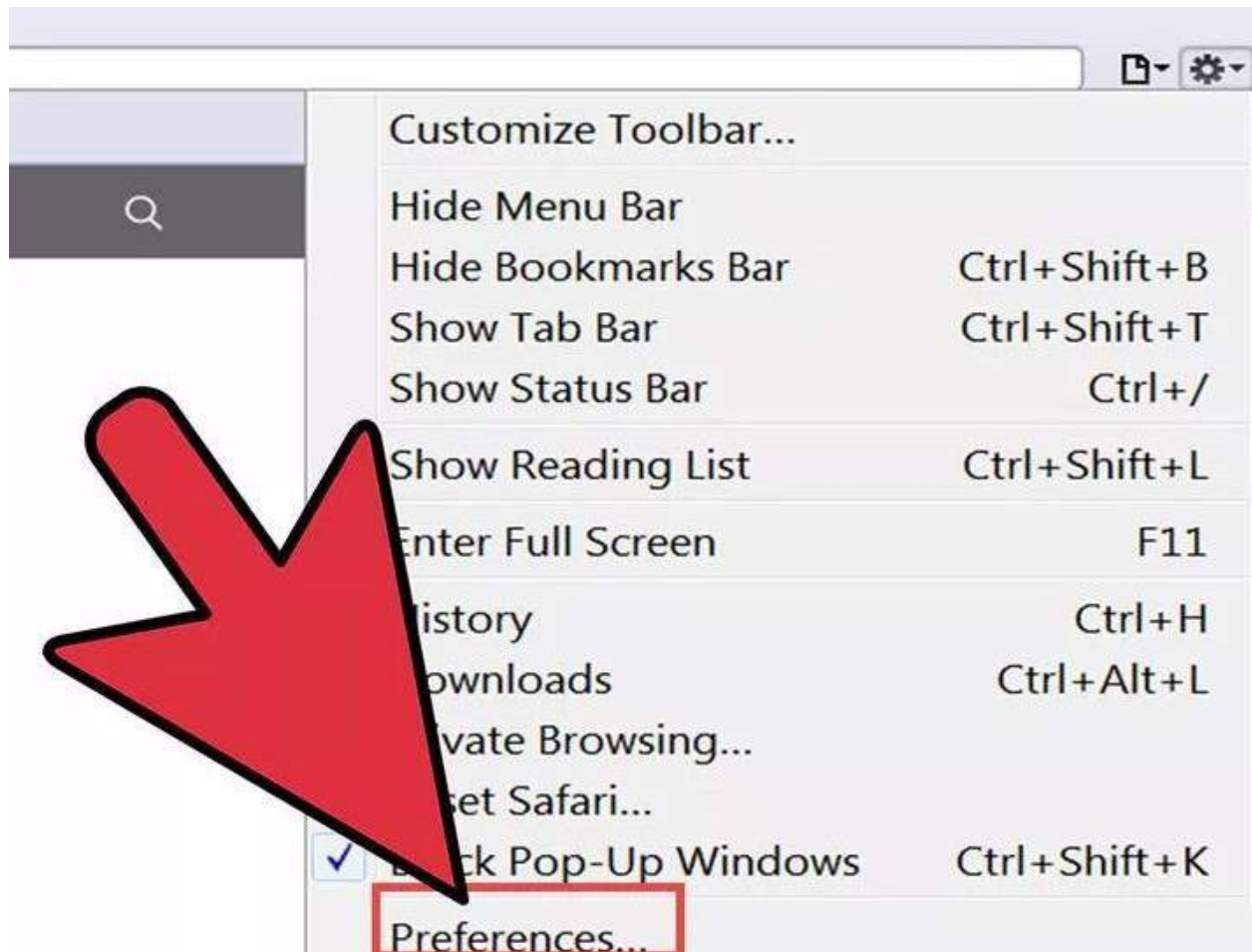
- Click the Chrome Menu button
- Select "Settings".
- Click the "Show advanced settings
- Scroll to the bottom and click Reset settings.
- Click Reset to confirm.



Step 3: Reset Firefox (if installed). If you use Firefox for web browsing, you'll want to reset it to delete any Snap.Do toolbar software. If you don't use Firefox, skip down to the next step.

- Open Firefox.
- Click the Firefox Menu button
- Click the Help (?) button then click "Troubleshooting information".
- Click Reset Firefox... and then Reset Firefox to confirm.

RESETTING YOUR BROWSERS



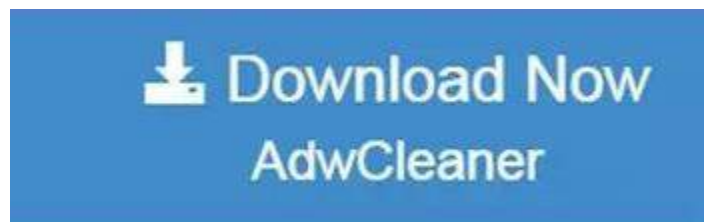
Reset your other browsers. If you use any other browsers such as Opera or Safari, reset them as well. Snap.Do will likely infect all of the browsers installed on your computer, so make sure to reset each one you.

PART 3 REMOVING LINGERING SNAPDO SOFTWARE



Step 1: Download your tools. Once you've uninstalled the software and reset your browsers, Snap.Do will still be on your system. You'll need the help of some tools in order to completely eradicate it. All of these tools are available for free:

- AdwCleaner - general-changelog-team.fr/en/tools/15-adwcleaner
- Malwarebytes Antimalware - malwarebytes.org
- HitmanPro - surfright.nl/en/hitmanpro



Step 2: Install and run AdwCleaner. Follow the prompts to install the program, and then click the "Scan" button once you open it. AdwCleaner will scan your computer for infections and report them when its finished.

- Click the "Clean" button once the scan is complete to remove any infections that AdwCleaner finds.

Step 3: Install and run Malwarebytes Antimalware. Make sure to update the program after installing it to ensure that you have all the latest detections.

- Click the "Scan Now" button to run an Antimalware scan. This will likely take about 30 minutes to an hour.
- After the scan is finished, click the "Quarantine All" button and then click "Apply Actions".
- Reboot your computer after quarantining the detected files.

CONCLUSION

It was found from the study that SnapDo virus has adverse effect on mostly all browsers. As per the study near about 70% of systems has been victim of this adware based virus. The surprising thing about this virus is its not deleting by any antivirus. So peoples are requesting don't download from third party . Always download from authentic websites .

REFERENCES

- <http://www.wikihow.com/Get-Rid-of-Snap-Do>
- <https://www.techsupportall.com/how-to-remove-snap-do-search-from-chrome-firefox-ie/>
- <http://www.lavasoft.com/mylavasoft/company/blog/how-to-remove-snapdo-browser-hijacker>
- <https://malwaretips.com/blogs/remove-snapdo-virus/>
- <https://www.pcrisk.com/removal-guides/7843-snapdo-virus>

Call for paper publishing Engineering, Computer Science Journals

Publish Research Article

Dear Sir/Mam,

We invite unpublished Research Paper, Summary of Research Project, Theses, Books and Book Review for publication.

**Address:- North Asian International Research Journal Consortium (NAIRJC)
221, Gangoo Pulwama - 192301**

Jammu & Kashmir, India

Cell: 09086405302, 09906662570,

Ph No: 01933212815

Email:- nairjc5@gmail.com, nairjc@nairjc.com , info@nairjc.com

Website: www.nairjc.com

