

North Asian International Research Journal Consortium

North Asian International Research Journal

Of

Multidisciplinary

Chief Editor

Dr. Nisar Hussain Malik



Publisher

Dr. Bilal Ahmad Malik

Associate Editor

Dr. Nagendra Mani Trpathi



Honorary

Dr. Ashak Hussain Malik

NAIRJC JOURNAL PUBLICATION

North Asian
International
Research Journal Consortium



Welcome to NAIRJC

ISSN NO: 2454 - 2326

North Asian International Research Journal is a multidisciplinary research journal, published monthly in English, Hindi, Urdu all research papers submitted to the journal will be double-blind peer reviewed referred by members of the editorial board. Readers will include investigator in Universities, Research Institutes Government and Industry with research interest in the general subjects

Editorial Board

J.Anil Kumar Head Geography University of Thirvanathpuram	Sanjuket Das Head Economics Samplpur University	Adgaonkar Ganesh Dept. of Commerce, B.S.A.U Aruganbad
Kiran Mishra Dept. of English,Ranchi University, Jharkhand	Somanath Reddy Dept. of Social Work, Gulbarga University.	Rajpal Choudhary Dept. Govt. Engg. College Bikaner Rajasthan
R.D. Sharma Head Commerce & Management Jammu University	R.P. Pandday Head Education Dr. C.V.Raman University	Moinuddin Khan Dept. of Botany SinghaniyaUniversity Rajasthan.
Manish Mishra Dept. of Engg, United College Ald.UPTU Lucknow	K.M Bhandarkar Praful Patel College of Education, Gondia	Ravi Kumar Pandey Director, H.I.M.T, Allahabad
Tihar Pandit Dept. of Environmental Science, University of Kashmir.	Simnani Dept. of Political Science, Govt. Degree College Pulwama, University of Kashmir.	Ashok D. Wagh Head PG. Dept. of Accountancy, B.N.N.College, Bhiwandi, Thane, Maharashtra.
Neelam Yaday Head Exam. Mat.K..M .Patel College Thakurli (E), Thane, Maharashtra	Nisar Hussain Dept. of Medicine A.I. Medical College (U.P) Kanpur University	M.C.P. Singh Head Information Technology Dr C.V. Rama University
Ashak Hussain Head Pol-Science G.B, PG College Ald. Kanpur University	Khagendra Nath Sethi Head Dept. of History Sambalpur University.	Rama Singh Dept. of Political Science A.K.D College, Ald.University of Allahabad

Address: - Dr. Ashak Hussain Malik House No. 221 Gangoo, Pulwama, Jammu and Kashmir, India - 192301, Cell: 09086405302, 09906662570, Ph. No: 01933-212815,

Email: nairjc5@gmail.com, info@nairjc.com Website: www.nairjc.com

STRATEGIC PATHS AND MEDIA MANAGEMENT OF LOCAL AREA NEWS PAPERS GENERAL INFORMATION

DR. RAJESH PYDI.

Centre For Dr, Ambedkar Chair, Acharya Nnagarjuna University, Nagarjuna Nagar. Guntur.
Andhra Pradesh. India -522510.

ABSTRACT.

The study will investigate the strategic paths and media management of local area newspapers in Andhra Pradesh. The local area newspapers otherwise called community newspapers are published from different cities of Andhra Pradesh. These papers mainly depend on advertisement income. Because of stiff competition from established regular newspapers, the strategic paths and media management of local area newspapers is different and unique to reach more specifically the target population for whom these papers are being published. Stratified sampling method is followed in this study, out of the total population, that is, the total number of local area newspapers from different cities of Andhra Pradesh. Only ten papers from Vijayawada, ten from Visakhapatnam, ten from Guntur, five from Kadapa and five from Nellore were selected as samples for this study. Thus, a total number of forty local area newspapers from five different cities of Andhra Pradesh were selected for this study. Based on the methodology of the scoring explained above, the collected questionnaires were scored separately for all the seven strategic paths and media management perceptions, as detailed earlier from all the five cities in Andhra Pradesh. The following statistical analysis was made on the data collected. To find out the differences on strategic paths and media management perceptions among different city local area newspapers, ANOVA was used and post hoc analysis using Scheffe's Confidence Interval was used where obtained F-value was significant. Pearson Coefficient Correlation was used to find out the relationship between the selected strategic paths and media management and the number of circulation being made by the local area newspapers. In all cases 0.05 level was fixed to test the hypothesis set for this study.

Key Words: - Strategic paths, Media management, Local area newspapers. General information.

INTRODUCTION, BACKGROUND AND OBJECTIVES OF THE STUDY

A newspaper is a periodical publication containing news, other informative articles, and usually advertising. A newspaper is usually printed on relatively inexpensive, low-grade paper such as newsprint. The

news organisations that publish newspapers are themselves often metonymically called newspapers. Most newspapers now publish online as well as in print. The online versions are called online newspapers or news sites. Newspapers are typically published daily or weekly. News magazines are also weekly, but they have a magazine format.

Most newspapers are businesses, and they pay their expenses (such as journalists' wages, printing costs, and distribution costs) with a mixture of subscription revenue, news-stand sales, and advertising revenue (other businesses or individuals pay to place advertisements in the pages, including display ads, classified ads, and their online equivalents). Some newspapers are government-run or at least government-funded; their reliance on advertising revenue and on profitability is less critical to their survival. The editorial independence of a newspaper is thus always subject to the interests of someone, whether owners, advertisers, or a government. Some newspapers with high editorial independence, high journalism quality, and large circulation are viewed as newspapers of record.

INDIAN NEWSPAPER INDUSTRY

In 1976, our country's population was 775 million, one copy of a newspaper appeared for every 80 people. A quarter century later, as the population passed one billion, one newspaper was available for every 20 Indians. By mid-2009, India had 68,000 newspapers, with more expected to emerge. They sell for a few cents per edition. Unlike online, print does not require electricity and Internet infrastructure. Power shortages still occur in some parts of India. Broadband penetration in 2009 was about 4 per cent, and concentrated in major cities. It is observed that rising literacy in India will mean an audience for printed newspapers well into this century. In 1976, 35 per cent of Indians could read. By 2008, the figure was 70 per cent. Rising youth literacy, at 82 per cent in 2009 does suggest plenty of potential readers. But those youngsters are more likely to seek their news and information online, just as their counterparts do in other countries. As cheap broadband inevitably becomes available, newspaper circulation will decline. A July 2009 report from Forrester Research estimated that about 2.2 billion people worldwide would be online by 2013 – a global increase of 45 per cent. Almost half of those new users would be in Asia, with 17 per cent in China alone. Mr. Wilkinson, the Executive Director of the Dallas, Texas-based International Newspaper Marketing Association (INMA) commented on Indian Print-media.

NEWSPAPERS AND FOREIGN DIRECT INVESTMENT (FDI)

It was in June 2002 that the National Democratic Alliance Government lifted the nearly 50-year-old ban on foreign investment in the print media. At that time, the Union Cabinet permitted 26 per cent Foreign Direct Investment (FDI) in news and current affairs publications and 74 per cent foreign investment in the non-news and non-current affairs journals, ^{The Hindu (2009)}. The government permitted country-specific editions published by a local company, with a foreign partnership limit of 26 per cent, though local editions of foreign media were not allowed. June 2008 witnessed the launch of The International Herald Tribune as a branded world business section inside the Financial Chronicle. Deccan Chronicle Holdings, renowned for Deccan Chronicle, India's fourth largest English daily, launched the Financial Chronicle in April 2008. The newspaper is published five days a week from Hyderabad, Chennai and Bangalore.

ADVERTISING

The Indian media and entertainment industry is poised to touch Rs.1,15,700 crore by 2012, driven by increased advertising spend. The Indian media and entertainment industry is growing at a pace of 19 per cent per annum. It is expected to touch Rs.1,157 billion by 2012, reports ^{Mint (2010)}. The English media forms only 15 per cent of the total news paper market and has seven times lesser readership than its Hindi counter parts. Despite the numbers, it claims more than half the share of total advertising pie of the print space, according to an industry estimate prepared by brokerage firm, Motilal Oswal print media report. The higher ad rates come into play in the greater revenue generation witnessed in English media. The perception that the purchasing power of the English newspaper reader is much higher than that of their Hindi newspaper counterparts is the reason for the higher ad rates. A rise in the ad rates of newspapers published in regional languages and Hindi is expected as advertisers are turning their attention to rural areas and small towns in search of generating more demand for their products and services. The Indian print media scene is comprised of 62,483 registered newspapers.

THREATS TO NEWSPAPER INDUSTRY

The newspaper industry sees no threat to its survival in the foreseeable future from the digital media contrary to the raging debate over the sustainability of the print media due to the advent of the digital newspapers and internet reports ^{The Hindu (2009)}. India has the second largest print market in the world with a readership base of over 350 million. The influx of digital media penetration, market saturation and changing media consumption

habits has led to decelerating circulation and readership in the once developed international markets. The Indian market, however, continues to stand due to the low level of print media penetration.

STRATEGIC MANAGEMENT

“**Strategic management** can be defined as the art and science of formulating, implementing and evaluating cross-functional decisions that enable an organisation to achieve its objectives.” (David 2009).

“Strategic management is defined as the process by which managers of the firm analyze the internal and external environments for the purpose of formulating strategies and allocating resources to develop a competitive advantage in an industry that allows for the successful achievement of organizational goals” (Cox *et al.*, 2012)

Strategic Thinking

Strategic thinking involves the generation and application of unique business insights to opportunities intended to create competitive advantage for a firm or organization. It involves challenging the assumptions underlying the organization’s strategy and value proposition. Mintzberg wrote in 1994 that it is more about synthesis (i.e., “connecting the dots”) than analysis (i.e., “finding the dots”). It is about “capturing what the manager learns from all sources (both the soft insights from his or her personal experiences and the experiences of others throughout the organization. The hard data from market research and the like) and then synthesizing that learning into a vision of the direction that the business should pursue.” Mintzberg argued that strategic thinking is the critical part of formulating strategy, more so than strategic planning exercises (Henry Mintzberg, 1994).

Strategic Planning

Strategic planning is a means of administering the formulation and implementation of strategy. Strategic planning is analytical in nature and refers to formalized procedures to produce the data and analyzes used as inputs for strategic thinking, which synthesizes the data resulting in the strategy. Strategic planning may also refer to control mechanisms used to implement the strategy once it is determined. In other words, strategic planning happens around the strategy formation process (Mintzberg, Henry and, Quinn, James Brian, 1996).

Porter wrote in 1980 that formulation of competitive strategy includes consideration of four key elements:

1. Company strengths and weaknesses;
2. Personal values of the key implementers (i.e., management and the board);

3. Industry opportunities and threats; and
4. Broader societal expectations (Porter, Michael E. 1980).

- ◆ **External environment:** PEST analysis or STEEP analysis is a framework used to examine the remote external environmental factors that can affect the organization, such as political, economic, social/demographic, and technological. Common variations include SLEPT, PESTLE, STEEPLE, and STEER analysis, each of which incorporates slightly different emphases.
- ◆ **Industry environment:** The Porter Five Forces Analysis framework helps to determine the competitive rivalry and therefore attractiveness of a market. It is used to help determine the portfolio of offerings the organization will provide and in which markets.
- ◆ **Relationship of internal and external environment:** SWOT analysis is one of the most basic and widely used frameworks, which examines both internal elements of the organization — Strengths and Weaknesses and external elements — Opportunities and Threats. It helps examine the organization's resources in the context of its environment.

NEED OF THE STUDY

For different reasons, the media industry offers an ideal, albeit underdeveloped, field for strategic process research for the most. In many countries the media are subject to deep, radical changing processes. In India, starting with the television, digitization of products and production processes and the emergence of the Internet, the competitive situation has changed, and is still changing profoundly, the market structures and the world of information producing and consuming. Although there is no doubt that this issue that influences the media industry indicates relevant changes, there is no clear idea of their impact on an organizational and strategic level. Therefore, the key question at this moment for media management is how media organizations should cope with these developments.

RESEARCH PROBLEM

A newspaper is a publication intended for a broad audience that appears regularly, often daily, and claims to contain factual accounts of recent events. Usually newspapers are published with the intention of making a profit. Frequently, their factual content is accompanied by advertisements and non-factual material intended as

entertainment. Technological innovation made the modern newspaper possible. Only after the invention of paper made from wood pulp did low-cost, low-quality paper become readily available. The rise of the paper industry made paper cheap, which meant that newspapers could be printed for reasonable prices. Industrialization and new global markets, especially in raw materials, helped to increase production leading to inexpensive, mass-produced paper. Newspaper contains more than newspaper stories. Classified advertisements, for example, can tell us about changes in prices of apartment rentals over-time, or about the titles or salary ranges for various kinds of jobs. Display advertising can tell us how many new movie theaters are opening in a town or what kinds of food people are looking for in the supermarkets. Even long-running advice columns can give us this kind of evidence, showing changes over time in what people considered to be problems and what newspaper writers considered to be solutions for those problems.

SCOPE OF THE STUDY

The study will cover strategy and media management of local area newspapers. Among different local area newspapers, the investigator will randomly select forty local area newspapers from five different cities in Andhra Pradesh as a sample unit for the purpose of the study.

OBJECTIVES

This study will primarily aim at identifying the strategic paths and media management of local area newspapers. With this end, in view the following objectives will be formulated.

1. To classify the local area newspapers based on the target audience and find out the differences, if any, among them in relation to the number of circulation in selected cities of Andhra Pradesh.
2. To study the reach of local area newspapers among different types of readers.
3. To study whether the history of newspapers (number of years of publication) has any association with number of readers of the newspapers.
4. To study whether the frequency of publication of newspapers has any association with the number of readers of that newspaper.
5. To study different methods of distribution of news papers and its association with number of circulation per issue.
6. To study the promotional strategies of different local newspapers and its differences based on their categories.

7. To study the strategies and media management policies adapted by local area newspapers to counter the stiff competitions.
8. To study the media management of the local area newspapers and analyze its effect on the number of circulation of these papers.
9. To study the dependency of local area newspapers on ad and managing the revenue costs.

HYPOTHESES

In order to serve the above stated objectives, the following hypothesis will be proposed and tested in this study.

- (a) There would not be any significant relationship between the number of circulation and the strategic path and media management assessed through, planning, organizing, staffing, printing, pricing, distribution and evaluation.

SIGNIFICANCE OF THE STUDY

As in any economic downturn, advertising became the first causality as companies cut corners in a bid to stay afloat. Naturally, this hit media business including newspaper industry. After all profitability in the newspaper industry is largely driven by advertising revenues with circulation levels and readership profile all being virtual proxies for advertising effectiveness.

1. The study is significant in finding out the readers' perception on different local area news papers in selected cities of Andhra Pradesh.
2. The study is significant in finding out how far readers' were informed with the news stories and advertisements, particularly with regard to that local area.
3. The study is significant in finding out the strengths and weakness of the local area news papers in publishing these papers.
4. The study is significant in assessing the differences existing in different strategy and media management techniques.
5. The study is significant in highlighting how far the local area news papers were able to make profit with limited number of circulation, while newspaper industry world-wide facing declining trends.

RESEARCH METHODOLOGY

The study will investigate the strategic paths and media management of local area newspapers in Andhra Pradesh. The local area newspapers otherwise called community newspapers are published from different cities of Andhra Pradesh. These papers mainly depend on advertisement income. Because of stiff competition from established regular newspapers, the strategic paths and media management of local area newspapers is different and unique to reach more specifically the target population for whom these papers are being published.

SELECTION OF SAMPLES

Stratified sampling method is followed in this study, out of the total population, that is, the total number of local area newspapers from different cities of Andhra Pradesh. Only ten papers from Vijayawada, ten from Visakhapatnam, ten from Guntur, five from Kadapa and five from Nellore were selected as samples for this study. Thus, a total number of forty local area newspapers from five different cities of Andhra Pradesh were selected for this study.

QUESTIONNAIRE

In this study, specially designed questionnaire was adopted to find out the strategy and media management of local newspapers. The investigator developed a set of questionnaire consisting of two parts. Part-I deals with eliciting the general information about the newspaper, such as name of the company, phone number, address, category of the newspaper, year of establishment, frequency of publications, etc.

The questionnaire was framed by using Likert Scale of 5 points scoring system, ranging from strongly agreed, agreed, neutral, disagree and strongly disagree The scorings for positive questions were as follows:

Strongly agreed	5
Agreed	4
Neutral	3
Disagree	2
Strongly Disagree	1

COLLECTION OF DATA

The questionnaire developed was administered to the selected customers with a request that the data collected would be used only for the intended research. The investigator fixed up a time and date to collect the filled up questionnaire. Accordingly, the investigator made suitable follow up to request the person in charge to give their frank views on each of the statement in the questionnaire. Duly filled in questionnaire were collected by the investigator personally.

LIMITATIONS OF THE STUDY

The Findings of this study were limited to the following aspects.

1. This study was limited to local area newspapers from five cities in Andhra Pradesh, namely, Vijayawada, Visakhapatnam, Guntur, Kadapa and Nellore.
2. For the purpose of the study, local area newspaper means a periodical published to cover a whole or part of the city, from which it is being published with a target to cover particular community or region.
3. The study has not taken into consideration, the regular newspapers regional supplementary publications.
4. For the purpose of the study, data were collected through a well planned questionnaire.
5. Survey method was followed to collect data for this study.
6. The questionnaire was distributed to the subjects by the investigator personally, which may be taken as a limitation to this study.
7. This study was conducted only among 40 local area news papers from 5 cities of Andhra Pradesh.
8. Responses were obtained from the Editor-in-charge or person in charge of administration of the Local Area newspapers and the possibility of individual bias were considered as limitation to this study.

STATISTICAL ANALYSIS

Based on the methodology of the scoring explained above, the collected questionnaires were scored separately for all the seven strategic paths and media management perceptions, as detailed earlier from all the five cities in Andhra Pradesh. The following statistical analysis was made on the data collected:

- 1) Tables were drawn and percentages were calculated to find out the strategic paths media management policies adopted for each for each of the dimensions.
- 2) Descriptive statistics mean, standard deviation was calculated to find out the levels of strategic paths and media management in conducting the local area newspapers.

3) To find out the differences on strategic paths and media management perceptions among different city local area newspapers, ANOVA was used and post hoc analysis using Scheffe's Confidence Interval was used where obtained F-value was significant.

4) Pearson Coefficient Correlation was used to find out the relationship between the selected strategic paths and media management and the number of circulation being made by the local area newspapers.

In all cases 0.05 level was fixed to test the hypothesis set for this study.

ANALYSIS OF DATA ON STRATEGIC PATHS AND MEDIA MANAGEMENT ANALYSIS OF DATA ON GENERAL INFORMATION

Local Area News Papers (LANP) newspapers focusing specifically on the news pertaining to a specific locality or community have always been an area of interest of publication houses in India. In order to cater to the needs of readers of particular locality, several papers are being published with periodicity of daily, weekly, bi-monthly and monthly in Andhra Pradesh. The number of such local area newspapers selected for this study is presented in **Table 1**.

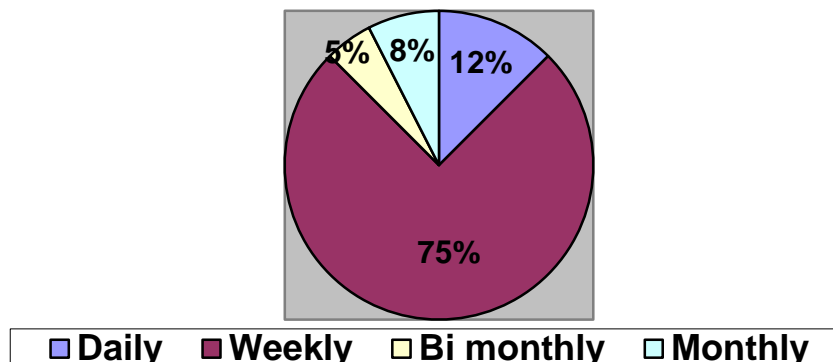
Number of Local Area News Papers Selected from Different Cities of Andhra Pradesh

S.No.	Name of City	Periodicity of Publication				Total
		Daily	Weekly	Bi-Monthly	Monthly	
1	Vijayawada	1	7	1	1	10
2	Visakhapatnam	1	8	0	1	10
3	Guntur	1	8	0	1	10
4	Kadapa	1	4	0	0	5
5	Nellore	1	3	1	0	5
	Total	5	30	2	3	40

The results presented in **Table 1** showed that of the 40 LANP studied 30 forming 75 per cent were published weekly, 5 forming 12.5 per cent were published daily, 2 forming 5 per cent were published bi-monthly and 3 forming 7.5 per cent were published monthly.

This composition of periodicity of LANP studied is presented through pie diagram for better understanding of the results of this study

.Figure -1 Pie Diagram Periodicity of Local Area Newspapers Published



ANALYSIS OF LANGUAGE SELECTED

These LANP are being published in the local language Telugu, English, Both (Telugu and English) and Hindi. Table II shows the number of languages in which these papers published in Andhra Pradesh. **Table II.**

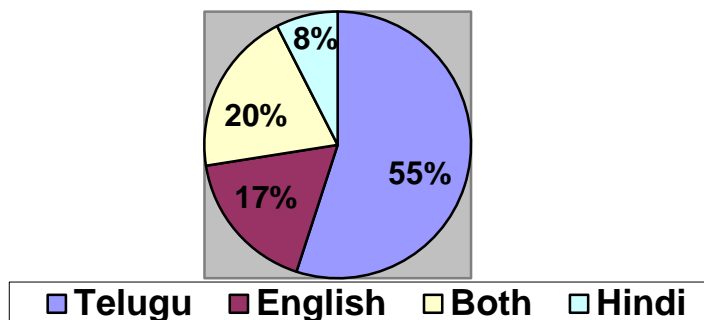
Number of Local Area News Papers’ Language in which Publications Made from Different Cities of Andhra Pradesh

S. No.	Name of City	Language of Publication								Total
		Telugu		English		Both		Hindi		
		No	Per cent	No	per cent	No	per cent	No	per cent	
1	Vijayawada	5	50	2	20	2	20	1	10	10
2	Visakhapatnam	5	50	2	20	2	20	1	10	10
3	Guntur	6	60	1	10	2	20	1	10	10
4	Kadapa	3	60	1	20	1	20	0	0	5
5	Nellore	3	60	1	20	1	20	0	0	5
	Total	22	55	7	17.5	8	20	3	7.5	40

The results presented in **Table II** showed that of the 40 LANP studied 22 forming 55 per cent were published in Telugu language, 7 forming 17.5 per cent were published in English language, 8 forming 20 per cent were published in both Telugu and English language and 3 forming 7.5 per cent were published Hindi.

This composition of LANP based on language published is presented through pie diagram for better understanding of the results of this study.

Figure .2 Pie Diagram Languages of Local Area News Papers Published



ANALYSIS OF COPIES OF CIRCULATION

Most of the LANP are being published free of cost except of 5 which is charging an amount of Rs.2 to 7 and these were mainly focusing on employment news. The number of copies being circulated by the LANP of different cities of Andhra Pradesh is presented in **Table III**.

Number of Local Area News Papers Circulation by Different Cities of Andhra Pradesh

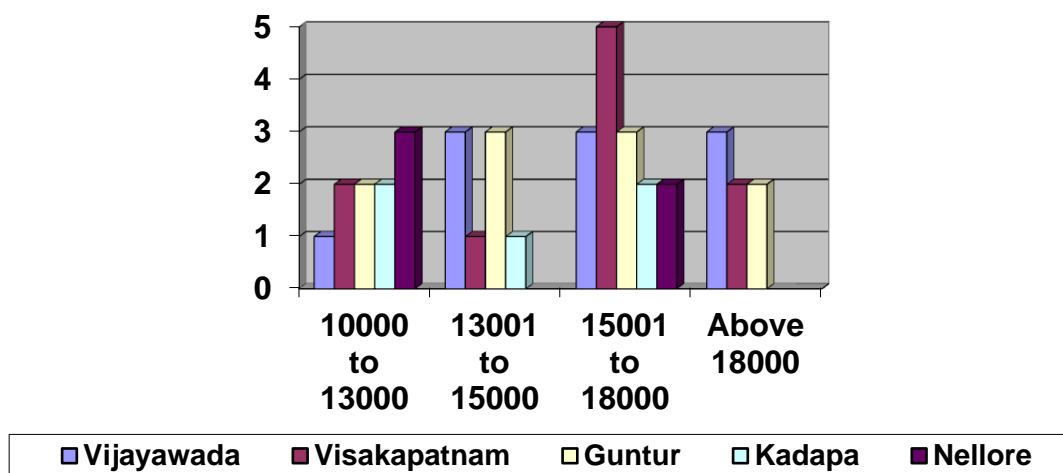
S. No.	Name of City	No. of Copies Circulated								Total
		10,000 to 13,000		13,001 to 15,000		15,001 to 18,000		Above 18,000		
		No	Per cent	No	per cent	No	per cent	No	per cent	
1	Vijayawada	1	10	3	30	3	30	3	30	10
2	Visakhapatnam	2	20	1	10	5	50	2	20	10
3	Guntur	2	60	3	10	3	20	2	10	10
4	Kadapa	2	40	1	20	2	40	0	0	5
5	Nellore	3	60	0	0	2	40	0	0	5
	Total	10	25	8	20	15	37.5	7	17.5	40

The results presented in **Table III** showed that of the 40 LANP studied 10 forming 25 per cent were having circulation of less than 13,000 copies, 8 forming 20 per cent were having circulation between 13,001 to

15,000, 15 forming 37.5 per cent were having circulation between 15,001 to 18,000 and the remaining 7 forming 17.5 per cent were having circulation more than 18,000 copies per publication.

The results presented in Table III are given in Figure 5.3 for better understanding of the results of this study. **Figure 3**

Diagram Showing Number Circulation by Different cities Local Area News Papers



ANALYSIS OF YEARS OF EXISTENCE

Most of the LANP studied are recently established, say for instance, within 5 years. The analyzed data on the number of existence of LANP of different cities in Andhra Pradesh is presented in **Table IV**.

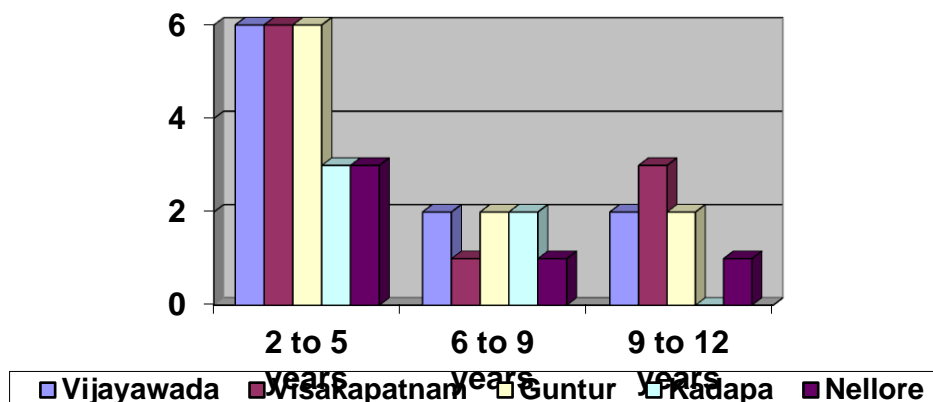
Number of Local Area News Papers in Existence in Different Cities of Andhra Pradesh

S. No.	Name of City	No. of Years in Existence								Total
		2 to 5 Years		6 to 9 years		10 to 12 years		Above 12 years		
		No	Per cent	No	per cent	No	per cent	No	per cent	
1	Vijayawada	6	60	2	20	2	20	0	0	10
2	Visakhapatnam	6	50	1	10	3	50	0	0	10
3	Guntur	6	60	2	10	2	20	0	0	10
4	Kadapa	3	60	2	40	0	0	0	0	5
5	Nellore	3	60	1	20	1	20	0	0	5
	Total	24	60	8	20	8	20	0	0	40

The results presented in Table IV showed that of the 40 LANP studied 24 forming 60 per cent were in existence for 2 to 5 year, 8 forming 20 per cent were in existence between 6 to 9 years and remaining 8 forming 20 per cent were in existence for 10 to 12 years.

The results presented in Table IV are given in Figure 5.4 for better understanding of the results of this study. **Figure -4**

Diagram Showing Number of Years in Existence by Different cities' Local Area Newspapers



ANALYSIS ON STAFF EMPLOYED

Apart from distributing agents engaged on part time basis, LANP’s engage both part time and full time staff to manage their affairs. The staff employed by LANP range from 7 to 16. The analyzed data on the number of staff employed in LANP of different cities in Andhra Pradesh is presented in **Table V**.

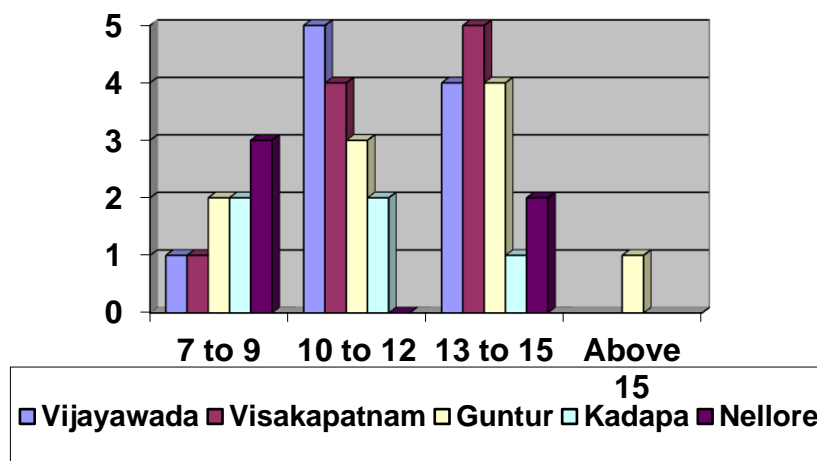
Number of Staff Employed by Local Area News Papers of Different Cities of Andhra Pradesh

S. No.	Name of City	No. of Staff Employed								Total
		7 to 9		10 to 12		13 to 15		Above 15		
		No	per cent	No	per cent	No	per cent	No	per cent	
1	Vijayawada	1	10	5	50	4	40	0	0	10
2	Visakhapatnam	1	10	4	40	5	50	0	0	10
3	Guntur	2	20	3	30	4	40	1	10	10
4	Kadapa	2	40	2	40	1	20	0	0	5
5	Nellore	3	60	0	0	2	40	0	0	5
	Total	9	23.5	14	35	16	40	1	2.5	40

The results presented in Table V showed that of the 40 LANP studied 9 forming 23.5 per cent have recruited 7 to 9 staff, 14 forming 35 per cent have appointed 10 to 12 staff, 16 forming 40 per cent have appointed 13 to 15 staff and 1 forming 2.5 per cent have appointed 15 staff.

The results presented in Table 5.5 are given in Figure 5 for better understanding of the results of this study. **Figure -5**

Diagram Showing Number Staff Appointed by Different cities Local Area News Papers



ANALYSIS OF STRATEGIC PATHS AND MEDIA MANAGEMENT

The questionnaire administered were scored based on Likert Scale and obtained data were analyzed through seven distinct dimensions of strategic paths and media management, namely, planning, organizing, staffing, printing, pricing, distribution and evaluation as shown in

Table VI. Strategic Paths and Media Management Dimensions of Local Area News Papers.

Dimension	Total No of Statements	Statements Numbered
Planning	8	1, 2, 3, 4, 5, 6, 7 & 8
Organizing	5	9, 10, 11, 12 & 13
Staffing	7	14, 15, 16, 17, 18, 19 & 20
Printing	5	21, 22, 23, 24, & 25
Pricing	5	26, 27, 28, 29 & 30
Distribution	5	31, 32, 33, 34 & 35
Evaluating	5	36, 37, 38, 39 & 40

DISCUSSIONS ON HYPOTHESIS

There are many different frameworks and methodologies for strategic planning and management, Rothaermel, F.T. (2012) suggested some very basic phases: 1) analysis or assessment, where an understanding of the current internal and external environments is developed, 2) strategy formulation, where high level strategy is developed and a basic organization level strategic plan is documented, 3) strategy execution, where the high level plan is translated into more operational planning and action items, and 4) evaluation or sustainment / management phase, where ongoing refinement and evaluation of performance, culture, communications, data reporting, and other strategic management issues occurs. Keeping these principles in mind the investigator made a detailed study how local area newspapers of selected cities in Andhra Pradesh follow strategic path and media management. For this purpose, the investigator formulated the following hypotheses to be tested scientifically.

1. There would not be any significant relationship between the number of circulation and the strategic path and media management assessed through, planning, organizing, staffing, printing, pricing, distribution and evaluation.
2. The results presented proved that there was insignificant relationship between number of copies circulated with organizing (r: 0.107), staffing (r: 0.042), printing (r: 0.066), pricing (r: 0.089), evaluating (r: 0.025). The formulated hypothesis that there would not be any significant relationship between the number of circulation and the strategic path and media management assessed through, organizing, staffing, printing, pricing, and evaluation. However, there was positive significant relationship between number of copies circulated with planning (r: 0.266) and distributing (r: 0.269), and to this extent the formulated hypothesis No. 8 that there would not be any significant relationship between the number of circulation and the strategic path and media management planning and distributing was rejected at 0.05 level.

FINDINGS:- Since this research was intended to make a study on the strategic paths and media management of local area newspaper's data were collected and statistically analyzed on the following:

1. General Information
2. The results presented proved that there was insignificant relationship between number of copies circulated with organizing (r: 0.107), staffing (r: 0.042), printing (r: 0.066), pricing (r: 0.089), evaluating (r: 0.025). And there was positive significant relationship between number of copies circulated with planning (r: 0.266) and distributing (r: 0.269).

CONCLUSIONS:

Based on the findings of the study, within the limitations of the study, the following conclusions were drawn.

1. The findings of the study proved that strategic path and media management of LANP can be assessed through selected questionnaire with seven distinct dimensions, planning, organizing, staffing, printing, pricing, distribution and evaluation.
2. Local area newspapers (LANP) of selected cities in Andhra Pradesh are in existence for more than 12 years and a majority is established within the past 5 years.
3. It was concluded that there were no significant differences among LANP of Guntur, Kadapa, Nellore, Vijayawada and Visakhapatnam of Andhra Pradesh on planning, organizing, staffing, printing, pricing and distributing strategies.
4. It was found that there was significant difference among LANP of select cities and post hoc analysis proved Nellore LANP was significantly better than Guntur and other comparisons were not significant.
5. It was found that there was significant relationship between number of copies of circulation with year of establishment, number of staff appointed, planning strategy and distributing strategy.

Thus, the present study contributes for the existing knowledge of static paths and media management of local area newspapers which is in line with the previous research studies.

BIBLIOGRAPHY- BOOKS

- ❖ Ansoff, Igor (1965), **Corporate Strategy**, McGraw Hill, New York.
- ❖ Beaufre, Andre (1965), **An Introduction to Strategy**. Translated by R.H. Barry. With a pref, by B.H. Liddell Hart. Frederick A. Prager.
- ❖ Census (2011), Chapter-3 (Literate and Literacy rate), Registrar General and Census Commissioner of India.
- ❖ Census (2011), Cities having population 1 lakh and above, Census 2011” The Registrar General & Census Commissioner, India.
- ❖ Chandler, Alfred (1962), **Strategy and Structure: Chapters in the History of Industrial Enterprise**, Doubleday, New York.
- ❖ David, F.R. (2009), **Strategic Management: Concepts and Cases**. 12th ed. FT Prentice Hall, p. 36-37, 40, 48.
- ❖ Drucker, Peter (1954), **The Practice of Management**, Harper and Row, New York.
- ❖ Henderson, Bruce (1970), **Perspectives on Experience**, Boston Consulting Group.
- ❖ Hill, Charles, W.L., Gareth R. Jones (2012), **Strategic Management Theory: An Integrated Approach**, Cengage Learning, 10th edition.
- ❖ Kiechel, Walter (2010). **The Lords of Strategy**. Harvard Business Press.
- ❖ Kvint, Vladimir (2009). **The Global Emerging Market: Strategic Management and Economics**. Routledge.
- ❖ Mintzberg, Henry and, Quinn, James Brian (1996). **The Strategy Process: Concepts, Contexts, Cases**. Prentice Hall.
- ❖ Porter, Michael E. (1980). **Competitive Strategy**. Free Press.
- ❖ Porter, Michael E. (1985), **Competitive Advantage**. Free Press.
- ❖ Rothaermel, F.T. (2012), **Strategic Management: Concepts and Cases**. McGraw-Hill/Irwin,
- ❖ Scwhartz, Peter (1985), **The Art of the Long View**, Doubleday, New York, 1991.

Publish Research Article

Dear Sir/Mam,

We invite unpublished Research Paper, Summary of Research Project, Theses, Books and Book Review for publication.

**Address:- Dr. Ashak Hussain Malik House No-221, Gangoo Pulwama - 192301
Jammu & Kashmir, India**

Cell: 09086405302, 09906662570,

Ph No: 01933212815

Email: nairjc5@gmail.com, info@nairjc.com

Website: www.nairjc.com

